

# **1stYr Parents Information Session re Subject Choice**



# Subject Information

Helping you choose  
Junior Cycle Subjects

# Overview

We will look at:

- Optional subjects that are available to study
- Briefly look at each subject
- Help available when choosing optional subjects and levels.

# Compulsory Subjects

- English
- Irish
- Maths
- Religion
- Physical Education (non-exam)
- SPHE (non-exam)

# Picking the Options

Ability

Like

Strengths

Senior Level

KEEP YOUR OPTIONS OPEN !!

# Optional Subjects

Choose five of the following subjects:

Art

Business Studies

French

Geography

History

Home Economics

Music

Science

Spanish

Technical Graphics

Woodwork

Choose either:

Coding

or

CSPE

as a short course

# Art, Craft & Design

A group of school children in purple uniforms are running happily on a paved path. The children are of various ethnicities and are smiling. They are wearing purple sweaters and dark trousers or skirts. The background is a lush green forest with tall trees.

**Junior Certificate**

# Subject Choices





Welcome



# Art, Craft & Design

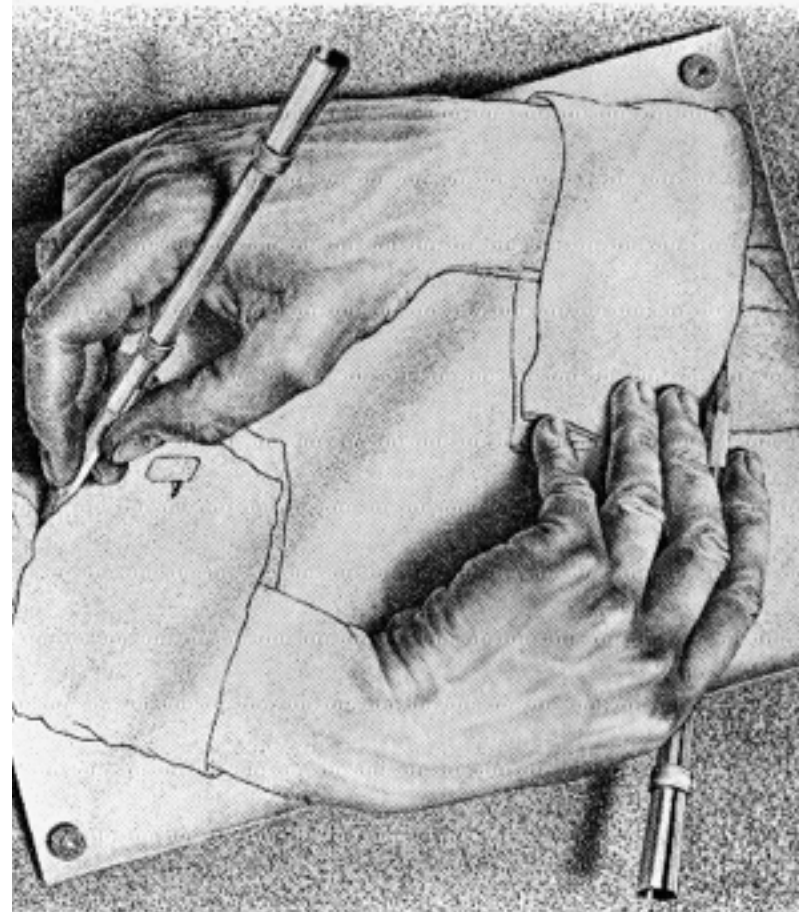
## Thinking with a pencil

Arts education teaches the student how to transfer skills learned through the arts to academic subject through problem solving, discussion and group analysis

*“Learning to draw is really a matter of learning to see-to see correctly-and that means a good deal more than merely looking with the eye.”*

-Kimon Nicolaides

The Natural Way to Draw, 1941



# Anyone can Learn to Draw

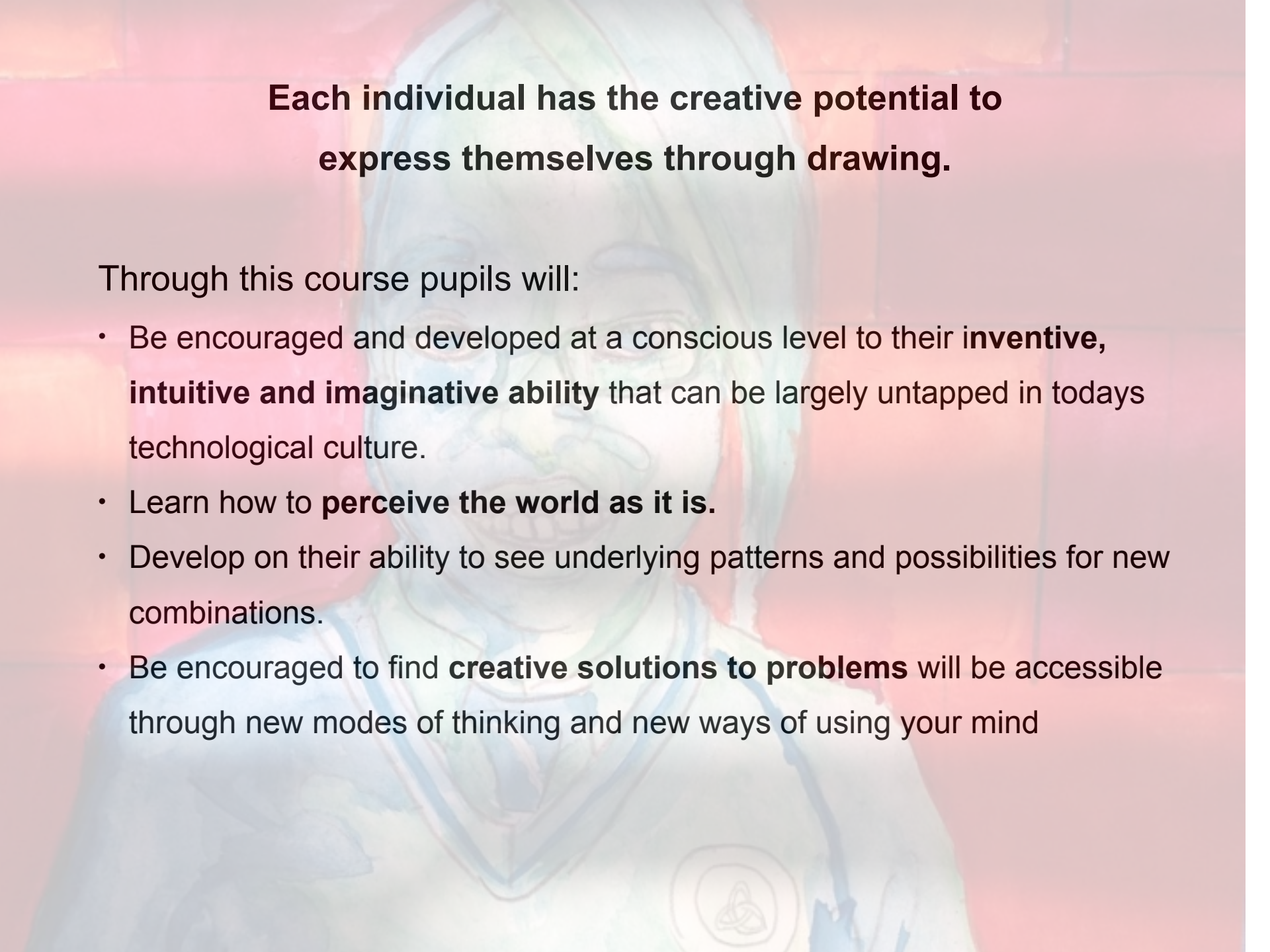
“...at the time when you spoke of my becoming a painter, I thought it very impractical and would not hear of it.

What made me stop doubting was reading a clear book on perspective, Cassange's *Guide to the ABC of Drawing*: and a week later I drew the interior of a kitchen with stove, chair, table and window-in their places on on their legs-whereas before it had seemed to me that getting depth and the right perspective into a drawing was witchcraft or pure chance.”

- Vincent Van Gogh, in a letter to his brother, Theo, who suggested that Vincent become a painter. Letter 184, p.

331

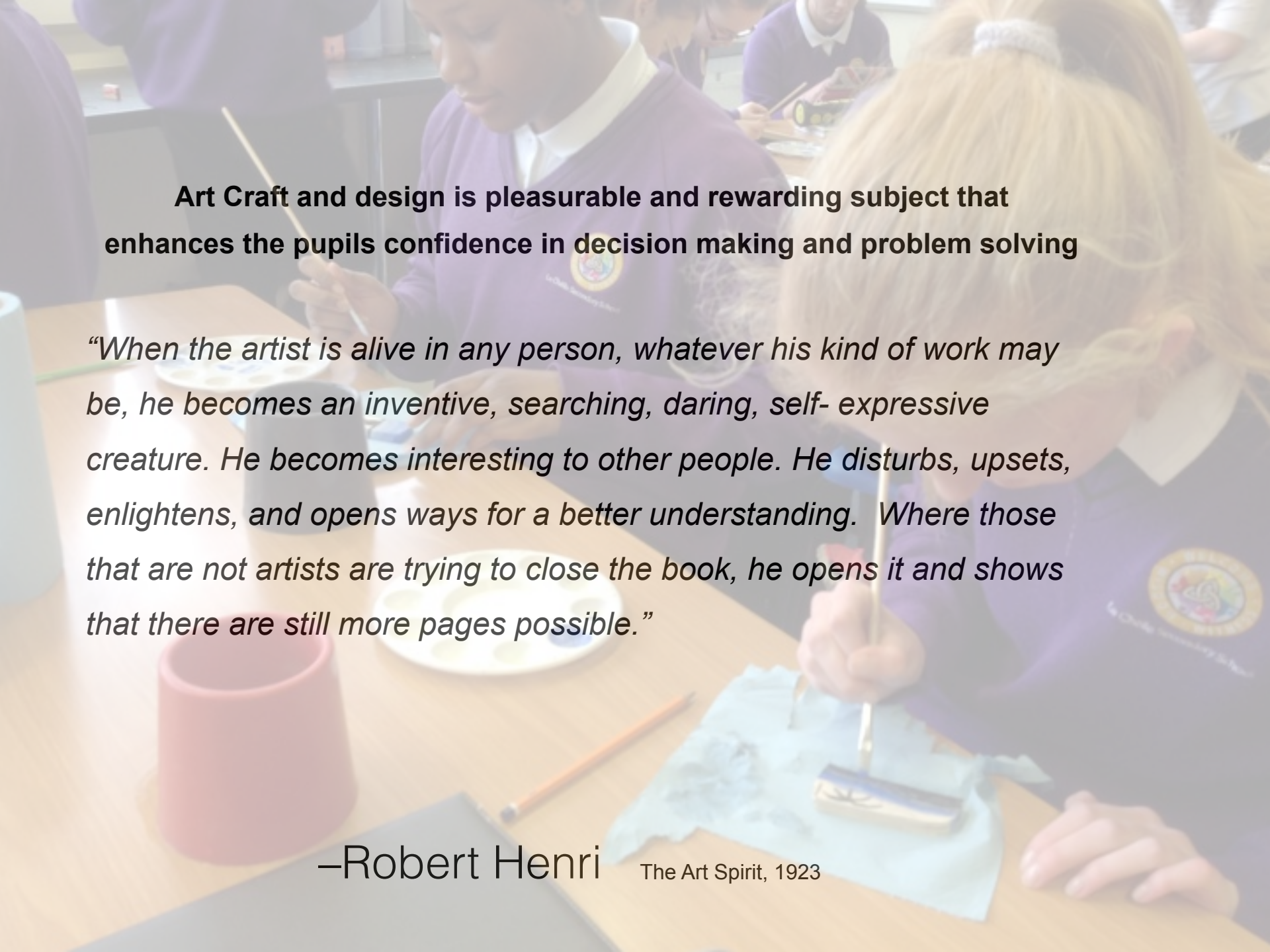




**Each individual has the creative potential to express themselves through drawing.**

Through this course pupils will:

- Be encouraged and developed at a conscious level to their **inventive, intuitive and imaginative ability** that can be largely untapped in today's technological culture.
- Learn how to **perceive the world as it is.**
- Develop on their ability to see underlying patterns and possibilities for new combinations.
- Be encouraged to find **creative solutions to problems** will be accessible through new modes of thinking and new ways of using your mind



**Art Craft and design is pleasurable and rewarding subject that enhances the pupils confidence in decision making and problem solving**

*“When the artist is alive in any person, whatever his kind of work may be, he becomes an inventive, searching, daring, self- expressive creature. He becomes interesting to other people. He disturbs, upsets, enlightens, and opens ways for a better understanding. Where those that are not artists are trying to close the book, he opens it and shows that there are still more pages possible.”*

**–Robert Henri**

The Art Spirit, 1923

## Is Art, Craft & Design a Good Choice/Fit for You?

The type of pupil **best suited** to this subject is those with an **INTEREST** in, drawing, painting, crafts and generally being creative.

Art students learn skills in many different areas using a simple design process; Drawing, Painting, Poster Design, Film Making, Animation, Claymation, Puppet Making, Pottery, Mask Making, Sculpture, Collage, Lino Printing etc

Students also spend time **researching** and **learning about artists** from the past and present. Learning to look at the **history of art** inspires and educates, enriching the pupils overall life learning experience.

...Now for the the practicalities

## **Junior Cert. Art Project and Exam**

### *1. Art Project*

In third year, students produce a project. This project begins in October and is completed in April, a month or so before the Junior Cert. written exams take place.

There are three parts to the project:

- (a). Painting or Graphic Design (Poster, Bookcover, etc.)
- (b). 3D Model (Clay Model, Puppet, etc.)
- (c). Option (Lino Printing, Embroidery, Packaging, etc.)

Included in the project is an element of art history: research on artists, past and present. The project is worth 75% of the total Junior Certificate Art, Craft & Design grade.

## 2. Art Exam

The Junior Certificate drawing exam takes place during a morning (9am-12.00pm) in May and is worth 25% of the total Junior Certificate Art, Craft & Design grade.

There are two sections to the Drawing exam

Life Drawing:

A model (usually a Junior student) poses and students draw him/her.

**Drawing from natural/man-made forms:**

Pupils choose one **object** from a list given to them a week before the exam. Then then draw that object during the allotted exam time.

*Art, Craft & Design exam is completed usually three weeks before the end of the school year; four weeks before the state exams begin.*



# Art, Craft, Design



In Art, Craft, Design you will have the opportunity to create images and objects using a variety of tools, materials and special equipment. To understand Art, Craft, Design it is important to make things yourself so that you learn and understand by *doing*.

## What will I learn in Art, Craft, Design?

In Art, Craft, Design you will:

- investigate by looking and recording your observations and experiences
- learn a variety of new crafts
- learn to work in 3-D e.g. construction, sculpture or clay work
- learn about the design process and how to use it to create new design objects and images
- learn to make links between your artwork and that of other artists, craft workers, architects and designers from different countries and historical periods.

## How will I learn Art, Craft, Design in school?

As you progress in Art, Craft, Design you will learn to work like an artist, craftsperson, and designer. Some of the things you may do with your teacher and classmates are:

- develop your observational skills through drawing and painting
- use a variety of materials and resources (including ICT) and explore the different ways in which they can be used
- learn how to plan, manage and complete your art works
- try your best at homework and assignments.

## How can I learn more about Art, Craft, Design outside of school?

Some of the things you may do are:

- look at and think about visual images from film, cartoons, books, billboards etc.
- keep a visual diary, where you will store knowledge, ideas, photographs, observations, etc.
- visit local and national art, craft, design centres and libraries.
- use the Internet, where you can find styles and types of art, craft and design from your own country and from other countries.



### How will I know how I am getting on?

As you progress in Art, Craft, Design:

- you will be able to see and judge for yourself how you are progressing
- your teacher will tell you how your skills have improved as you become a better artist
- you will evaluate your own and other's work through class discussions.

### What is the Art, Craft, Design Junior Certificate exam like?

In Art, Craft, Design, you will be examined in two ways:

- course-work - in third year, you will do a school-based project, chosen from a list of themes. You will research your theme, do preparatory work and complete a painting or graphic design, a craft piece, and a 3-D piece. You will relate your work to other artist's work.
- an examination in which you will draw an object and a person.

You can take Art, Craft, Design at Higher or at Ordinary level. When the time comes to decide, your teacher will help you choose the level that suits you best.



### Is learning Art, Craft, Design anything like what I did in primary school?

You have already been expressing your creative abilities through drawing, paint and colour, print, clay, construction, fabric and fibre in primary school. You will continue to build on these skills and you will also learn to use other tools, materials and special equipment to create images and objects.

### Will Art, Craft, Design have anything to do with other subjects I will be studying?

Art, Craft, Design is all around you so it links with all subjects especially: Technical Graphics, Home Economics, Technology, Materials Technology (Wood), Metalwork, Religious Education, SPHE and CSPE.

### Will Art, Craft, Design be very different after the Junior Certificate?

After the Junior Certificate, you may be able to choose Art as an option for your Leaving Certificate. You will continue to build on the artistic skills you developed in Junior Certificate, and you will be offered greater challenges. You will continue to study the history and appreciation of art, craft, design, and the built environment in a more formal way.

### How will Art, Craft, Design be useful to me?

Many of the skills you learn while studying Art, Craft, Design are very useful outside of school and in whatever job you choose to do in the future. There are many career opportunities in Art, Craft, Design - areas such as: photography, illustration, interior/industrial/fashion design, education and architecture.



For more information about the Art, Craft, Design course  
[www.curriculumonline.ie](http://www.curriculumonline.ie)

For more information about the Junior Certificate exam

[www.examinations.ie](http://www.examinations.ie)

For more information about art, craft and design

[www.scoilnet.ie](http://www.scoilnet.ie)

[www.artcyclopedia.com](http://www.artcyclopedia.com)

[www.nationalgallery.ie](http://www.nationalgallery.ie)

[www.wwar.com](http://www.wwar.com)

[www.opw.ie](http://www.opw.ie)

This fact sheet and other fact sheets are available to download from [www.ncca.ie](http://www.ncca.ie)



National Council for Curriculum and Assessment  
An Chomhairle Náisiúna Curáil agus Measúnachta

24 Merion Square, Dublin 2 | Tel: + 353-1-6617177



## Summary:

- Develop **Creative intuition** through the the fundamental skill of the visual arts
- Enhance your ability to think more **creatively** in all areas of a persons life
- **Communicate** success through **Visual Art**

Consider level of **INTEREST** when choosing any subject...Having an interest in a subject is key to your success

*Thank you for your time and attention*

A low-angle, night-time photograph of the Eiffel Tower in Paris, France. The tower is illuminated with warm yellow lights, and its intricate lattice structure is clearly visible against the dark sky. The tower rises from the bottom left towards the top center of the frame.

# *Le Français*

*2<sup>nd</sup> Year Subject Choice*  
*March 2015*



*What do you think of when  
you hear the word  
“France”?*

*Do you think of.....*



***Questionable  
Fashion??***

*Do you think of.....*



**Des Escargots**

*Do you think of.....*



**NOUN VERB ADJECTIVE**

**DIFFICULT GRAMMAR**



*Or do you even think of.*



**That infamous  
HANDBALL!**

# *This is what a lot of us associate with France*





**HOWEVER...**

...

# *Do you think of Learning of French Culture and Holiday Traditions ?*



**Easter Egg Hunts, for example**

*Do you think of French as  
being useful for.....*

***Travelling***



**La Suisse**



**Le Maroc**

*And whilst travelling  
being able to.....*

***Communicate***



*Do you think of French as a way of.....*



**Opening Doors to  
University**

# Universities such as...



UCC

Coláiste na hOllscoile Corcaigh, Éire  
University College Cork, Ireland



TRINITY  
COLLEGE  
DUBLIN



*Do you think of French  
as.....*

*Broadening your  
Career Opportunities*



**Education**

*Do you think of French  
as.....*

*Broadening your  
Career Opportunities*



**Tourism Industry**

*Do you think of French  
as.....*

*Broadening your  
Career Opportunities*



**Translation/Interpretation**



# Junior Cert Themes:

Introducing Myself

Family and Friends

School Life

Hobbies/Interests

Describing the area you live

Animals

Weather

Travel/Directions

Food

Shopping

Writing Letters/Postcards/Notes

# *Junior Cert French*

## Assessment:

Listening: 43.75%

Reading/Comprehensions: 31.25%

Writing: 25%

Oral: Optional

A bright blue sky with scattered white clouds. Green tree branches are visible in the top-left and top-right corners. The word "MERCI !" is written in large, white, rounded letters with a thick black outline, centered in the middle of the image.

**MERCI !**



# Business



## Why choose business?

- Practical day to day information which helps students make informed decisions in everyday business living.
- Develop a greater understanding of the wider business community and the government and economy.
- Develops students presentation and organisational skills through basic keeping.
- Encourages initiatives and a positive attitude to the creation of wealth and its attributes.

## Curriculum / Syllabus

- A. Business of Living
- B. Business Environment
- C. Record Keeping

## ASSESSMENT

### Two Papers

Paper 1: 20 Short questions and 6 long questions and do 4 questions  
2.5 hours

Paper 2: Do 6 long questions and do 4 questions 2 hours

### Leaving Certificate:

By doing Business Studies at Junior Certificate level you can choose Accountancy, Economics and Business for your Leaving Certificate Exam.



## CAREERS

Accountant, Finance – Banking,  
Insurance, Law, Management,  
Human Resources,  
Enterprise, Marketing, Retail,  
Lecturer / Teacher  
And many more.....



#Coding



“In fifteen years we’ll be teaching programming just like reading and writing . . . and wondering why we didn’t do it sooner.”

— Mark Zuckerberg

**Try an Hour of Code** for  
Computer Science Education Week  
December 9–15.

**Anybody can learn!**

<http://code.org>

Computer  
Science  
Education  
Week  
DECEMBER 9–15, 2012



*Why C.S.P.E?*

You will get a chance to think about questions relating to our school



Le Chéile Secondary School

# Welcome, Witness, Wisdom

- ▶ How can I be the best citizen ?
- ▶ How can I help in my community ?
- ▶ How can I help those less fortunate than me ?
- ▶ How can I help play the environment ?

Rights & Responsibilities

Human Dignity

Democracy



CITIZENSHIP

Law

Stewardship

Development

Interdependence

# You will .....

- ▶ Critique what is happening in the world
- ▶ Create ways to make a difference to individuals and communities
- ▶ Understand your rights and responsibilities
- ▶ Reflect on local, national and global issues





*Short Course assessed by Action  
Project in school*

*Certificate as part of Junior  
Cycle from DES*





*Inform , inspire and empower*

# *Why Geography ?*



# What inspired me?

- ▶ Capital cities
- ▶ Rivers
- ▶ The Sea
- ▶ Human geography
- ▶ Nature
- ▶ Maps and atlases



# Physical Geography



5 Day Forecast

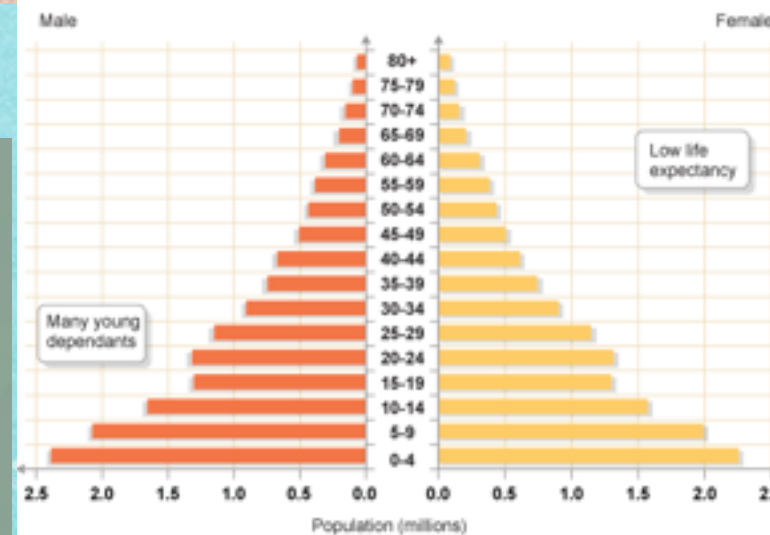
Weather warning issued

Edinburgh

Date	Weather	Temperature	Feels like
Today 20 Nov	Sunny intervals	14°	Feels like 12°
Wed 21 Nov	Sunny intervals	9°	Feels like 7°
Thu 22 Nov	Light rain	11°	Feels like 7°
Fri 23 Nov	Sunny day	8°	Feels like 4°
Sat 24 Nov	Sunny day	7°	Feels like 3°



# Human Geography






# The Junior Cert Exam

iPad 15:58 67%

examinations.ie



**Coimisiún na Scrúduithe Stáit  
State Examinations Commission**

**JUNIOR CERTIFICATE EXAMINATION, 2014**

---

**GEOGRAPHY – HIGHER LEVEL**

**SECTION 1 – FOLDER (60 marks)**

---

**FRIDAY, 6 JUNE – MORNING, 9.30 – 11.30**

Folder Marking Grid

ERS



# *Section 1*

# *60 marks*

*2 hours*

le the correct answer in each of the statements below.

The river feature shown in the photograph above is a *delta / V-sha*

This feature is found in the *upper / lower* course of a river.

It was formed by the process of river *erosion / deposition*.

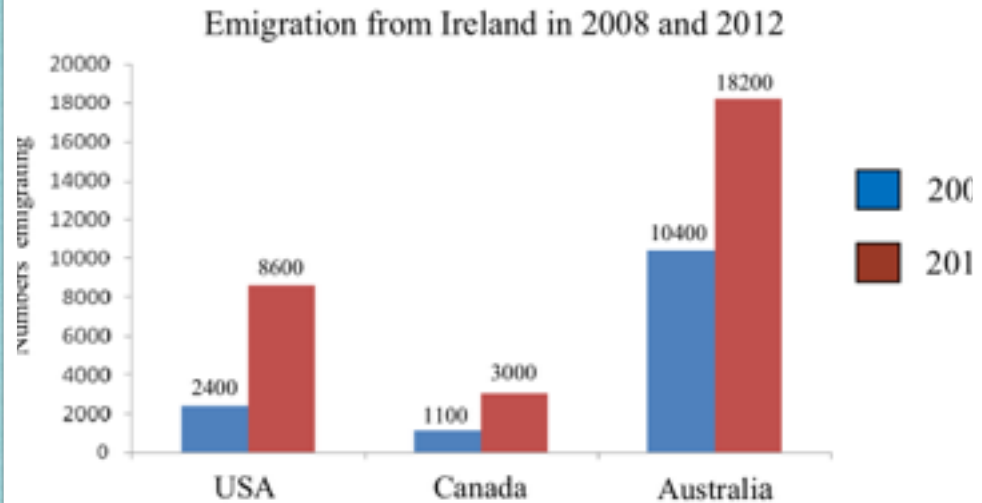
# Section 2

## 90 marks

2 hours

Answer ANY THREE of the questions 4A, 4B, 4C, 4D.

### Migration



Adapted from

This graph shows the numbers of people who emigrated from Ireland to the USA, Canada and Australia in 2008 and 2012.

Study the graph above and answer each of the following questions.

- How many people emigrated to Australia in 2012?
- Calculate the increase in the number of people who emigrated to the USA between 2008 and 2012.
- Describe **ONE** reason for the increase in emigrants leaving Ireland between 2008 and 2012.
- Name **ONE** way in which governments use population statistics.

# Cross curricular links



FREE Solutions, Tutorials & Exam Advice  
Visit  
[www.e-xamit.ie](http://www.e-xamit.ie)



**JUNIOR CERTIFICATE**  
**CIVIC, SOCIAL AND  
POLITICAL EDUCATION**  
COMMON LEVEL

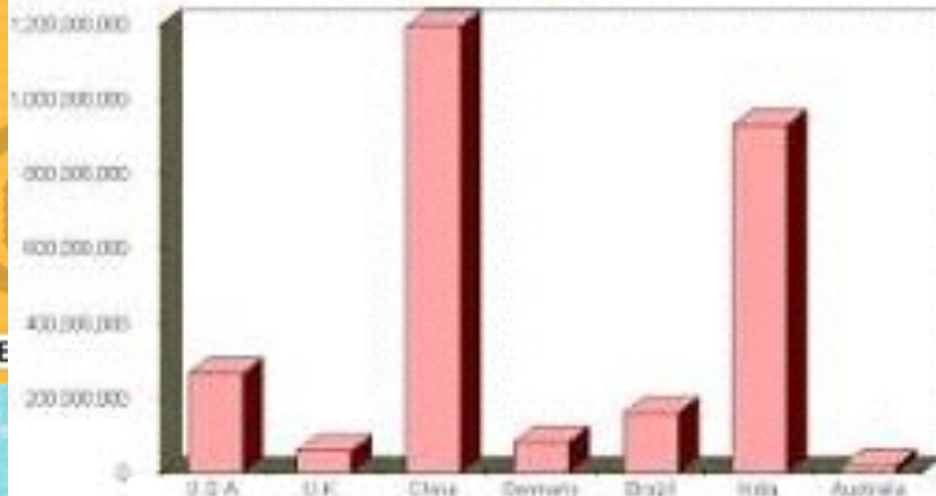


**EDCO EXAM PAPERS**  
INCLUDES 2014 EXAMINATION PAPER

## ENVIRONMENTAL SCIENCE



Country Populations



THE E

# Employment opportunities

Geological Surveyor /Academic Research

Teacher (Primary/Post-Primary) /Cartographer

Geological Assistant / Regional and Local Community  
Development

Local government planning /Logistics Manager / Environmental  
Consultant

Recycling Manager / Weather and climate Analyst /GIS Analyst  
/Land Surveyor / Risk Analyst The Armed Forces | Media -  
Journalism/TV/Radio



# PUT YOURSELF ON THE MAP




*Consider Geography*

# SUBJECT CHOICES

HISTORY





Why  
choose  
History?

- **To learn about the Past**
- **To enhance capacity for informed citizenship, critical thinking, and simple awareness**
- **To help you understand how the world works**

[www.ncca.ie](http://www.ncca.ie)



## History

History involves the study of people who lived in the past - ordinary people as well as famous people. In History, you will learn about the sources of evidence on which we base our understanding of their lives. You will find out about important changes that, over time, have helped to shape the world in which you live.

### What will I learn in History?

Some of the things you will learn include:

- how people have lived during different periods
- how we find out about the past
- how important changes took place during different periods, what caused the changes and how people were affected by the changes
- a broad understanding of local, Irish and international history.



### How will I learn History in school?

Some of the things you may do with your teacher and classmates are:

- use resources such as textbooks or the internet/computer software to help find out more about the past
- learn about evidence and how it helps us to explore the past
- learn to interpret pictures and moving images of people in the past
- make your own notes to help you remember what you have found out
- work on your own, but also in pairs and groups
- try your best at homework and assignments.

### How can I learn more about History outside of school?

Some of the things you may do are:

- visit museums, historic buildings, local monuments and other historic sites
- talk to older people about their lives in the past
- look at history websites on the internet
- watch documentaries and other historical programmes on TV, via the internet or on DVD
- look at works of art, listen to songs and music produced by people of the past.



### How will I know how I am getting on?

Your teacher will let you know.

- what you have done well
- how you can improve your work.

Other things you may do are:

- ask a friend to look at your work
- look back over your work to learn from your mistakes
- test yourself, using questions from your textbook or ones you draw up yourself.



### What is the History Junior Certificate exam like?

You will:

- answer questions on different historical sources, such as photographs, cartoons and letters
- write accounts of what life was like for different types of people in the past
- answer questions about important events that happened in the past.

You can take the exam at Higher or at Ordinary level. When the time comes to decide, your teacher will help you choose the level that suits you best.

### How will History be useful to me?

It will help you to better understand the world in which you live.

You will gain experience of working with evidence and learn to tell the difference between fact and opinion.

History is a very practical subject because it involves learning about people, countries, societies and cultures. History can help you in many different careers, especially those linked with heritage, tourism, research and the environment.

### Is learning History anything like what I did in primary school?

In SESE: History, in primary school, you developed your knowledge and understanding of people, events and developments in the past. Junior Certificate History continues to build on these areas.

### Will History have anything to do with other subjects I will be studying?

Yes, it will. History will give you a very useful historical background for many other subjects e.g. English, CSPE, Science, and Art, Craft, Design. Geography also looks at people's places of settlement and how people's lives are shaped by the places in which they live. History, like English, is a good subject for developing your communication skills.

### Will History be very different after the Junior Certificate?

In Leaving Certificate History:

- you will continue to learn about people of the past and the evidence on which we build up accounts of their lives
- you will carry out your own historical research study on a subject in which you are interested.



For more information about the History course

[www.curriculumonline.ie](http://www.curriculumonline.ie)

For more information about the Junior Certificate exam

[www.examinations.ie](http://www.examinations.ie)

For more information about history

[www.hist.ie](http://www.hist.ie)

[www.bbc.co.uk/history](http://www.bbc.co.uk/history)

[www.headlinehistory.co.uk](http://www.headlinehistory.co.uk)

[www.multitext.ucc.ie](http://www.multitext.ucc.ie)

[www.schoolhistory.co.uk](http://www.schoolhistory.co.uk)

This fact sheet and other fact sheets are available to download from [www.ncca.ie](http://www.ncca.ie)

**NCCA** National Council for Curriculum and Assessment  
An tArdleibhéal Náisiúnta Curraicim agus Measúnaithe  
24 Merrion Square, Dublin 2 | Tel: + 353-1-6617177

## 21 Topics for History

African & Asian Nationalism

Age of Exploration

Agricultural & Industrial Revolution

Ancient & Early Christian Ireland

Ancient Rome

Archaeology

Document Q.s

European Unity

Middle Ages

Modern Ireland (after 1948)

People in History

Picture Q.s

Plantations

Political Revolutions

Reformation & Counter Reformation

Renaissance

Social Change in 20th Century

Source Q.s

Superpowers

Towards a Republic (Ireland pre 1948)


War in Europe

## 21 Past papers for History

### 2014

---

 Paper

 Paper (marking  
scheme)

### 2013

---

 Paper

 Paper (marking  
scheme)

**PAST PAPER BOOKLET**

## Junior Cert History (Higher) - Exam Guide

## (a) Exam Structure &amp; Strategy

Level	Higher
Time	2½ hours (150 minutes)
Marks	180
Structure	<p><b>Question 1: Picture Questions (15 marks)</b> Answer all 3 in the appropriate spaces on the exam paper Allow 10 minutes.</p> <p><b>Question 2: Document Questions (15 marks)</b> Answer 2 questions in the appropriate spaces on the exam paper Allow 10 minutes.</p> <p><b>Question 3: Short-Answer Questions (20 marks)</b> Answer 10 from 20 short questions in the appropriate spaces on the exam paper Allow 15 minutes.</p> <p><b>Question 4: People in History (40 marks)</b> Answer A and B in a separate answer book Allow 30 minutes.</p> <p><b>Question 5: Document Question (30 marks)</b> Answer A, B and C in the answer book Allow 25 minutes.</p> <p><b>Question 6: General Questions (60 marks)</b> Answer 2 from 4 questions Allow 40 minutes.</p>

## Exam Strategy

- Timing:** Allow five to ten minutes to read the paper carefully at the start. This will get your mind tuned in and help you to make the correct choice of questions. Plan the time you will spend on each question, with more time given to the questions carrying higher marks, and write down the times allocated. Be aware that even within a question there can be different marks for each part so do not spend too long on the questions worth fewer marks.
- Answering style:** You can structure your answer in paragraph form or in point form (provided you use full sentences). As a handy rule, assume 2 marks are allocated for each point. If part of a question is worth 20 marks, then give 10 points. Remember also to obliterate nothing - examiners must mark everything so, if you think you have made a mistake, then put a simple line through the error with a ruler.
- Order of questions:** It is a good idea to start with question six and work back to question one. In this way, the question worth the most marks gets your immediate attention. Too often, people who manage their time badly end up rushing question six (which is worth 33% of total marks).

## (b) Walk-through the paper (Question by question)

**Question 1 (Picture questions)**

This is a good opportunity to pick up marks as the answer will frequently be in the picture. Examine the picture very closely - the answer will often be obvious. Fill in all the blanks as you will not be penalised for a guessed attempt.

**Question 2 (Document questions)**

Once again, there are handy marks available here - the answer is usually contained in the document. If you are having difficulty, simply reread the passage. You may be asked for your impression of the author or if the document is a primary or a secondary source. Be ready with words like "biased" and remember there is no obligation to put the answer in your own words, so use the passage itself.

**Question 3 (Short-answer questions)**

There is a good choice here as you are marked on ten out of twenty, with 2 marks per question. Read through the questions and answer the ones you find easy. Then do a second sweep, answering as many as you can within the 15 minutes allocated. Make sure you attempt at least ten questions fully, as you won't be penalised for an unsuccessful attempt.

**Question 4 (People in history)**

Here you are asked to write on a specific historical figure such as Columbus or Robespierre. You must choose one of three options from A and one of three from B. It does not matter whether you write creatively in the first person or not, what matters is that you make important points of information (at least ten good points on each). Do not dwell too much on the early life of the person but get straight to the reasons why he or she had an impact on history.

**Question 5 ('Difficult' documents)**

For many students, this is the trickiest question on the paper. You are given a source of information and asked questions relating to it. Be very careful how you allocate your time within this question as the thirty marks are not divided evenly. This question always pertains to 19 parts of the course covered in second year.

**Question 6 (Long questions)**

This is the most important question on the paper and your performance here will contribute greatly to your overall grade, so treat it with great care. You have a choice of two questions from four, with each worth 30 marks. Read the options (A,B,C,D) very carefully and choose the two which will maximise your marks, taking account of all the components of each question. Do not begin a section in question six unless you are happy with the entire question.

Be careful with your time allocation, as a frequent mistake is to write too many points for a section worth only a few marks. Remember that 4 marks requires two or three solid pieces of information.


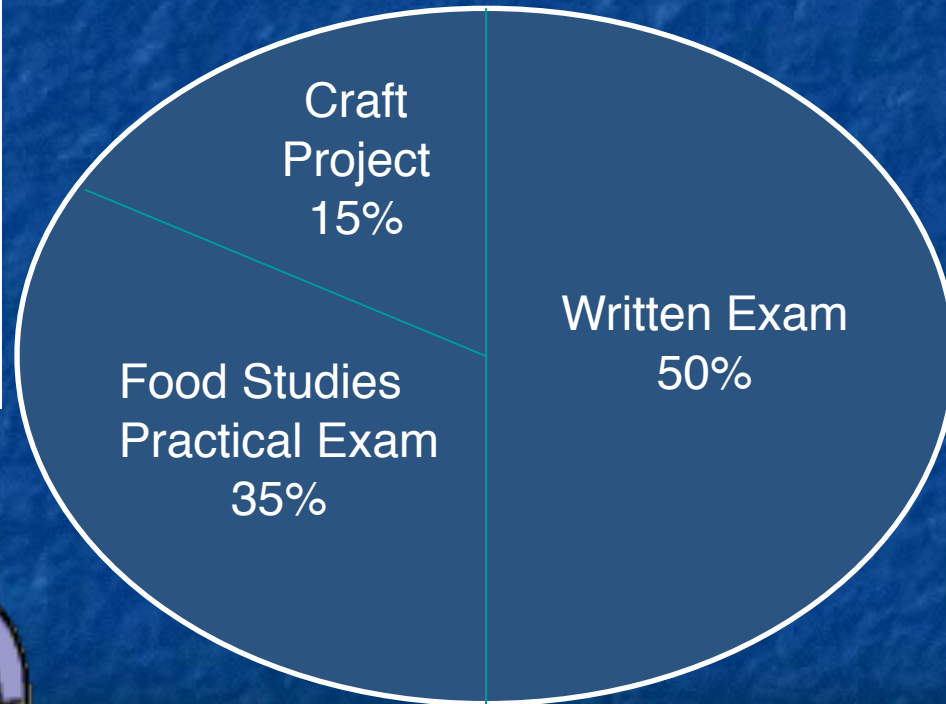
# Home Economics:

- **Why do Home Economics?**
  - Provides students with **knowledge** and **skills** necessary for managing their **own lives**, further **education** and **work**.
  - Fosters independence, confidence and self-esteem.
  - Prepares learners for a consumer orientated society.
  - Nurtures and develops a spirit of enterprise, aesthetic awareness, creativity and problem-solving skills.
- 
- **Syllabus: 5 Core Areas and 1 Option**
  - 1. Food Studies
  - 2. Social and Health Studies
  - 3. Consumer Studies
  - 4. Resource Management and Home Studies
  - 5. Textiles
- Option: Craftwork and Design Project.



# Home Economics:

- Junior Cert Assessment at Higher Level:
- 50% Practical and 50% Written Exam

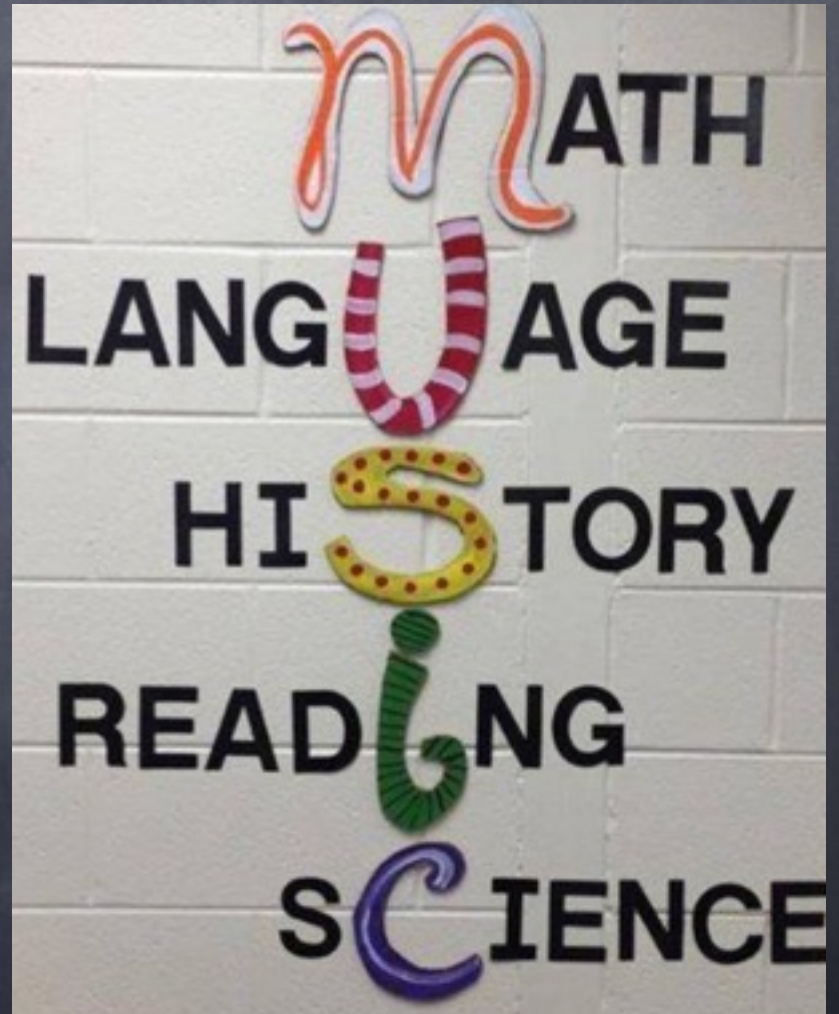







# Junior Cert Music

- Listening
- Composing
- Performing



# Junior Cert Music

- Set & Choice Works - Handel/Rossini/Orff
- Set & Choice Songs
- Irish Traditional Music
- Listening skills
- Melody Writing
- Triads & Chords
- Dictation
- Practical
- Music technology



# Junior Cert Music

## MUSIC / CEOL



### Brief subject content


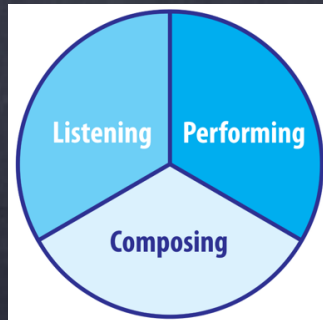
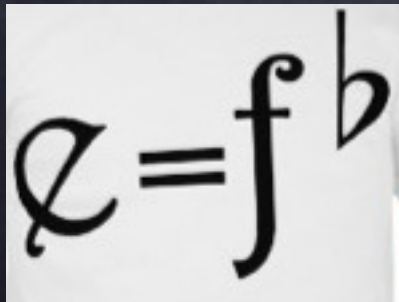
Junior Cycle Music includes a detailed study of Classical, Popular and Traditional Irish music with particular emphasis on aural awareness and historical content. Students are also instructed in the area of composition and practical performance. While receiving instrumental tuition outside school is helpful, it is not obligatory for the practical examination, as this aspect of the course is covered in class.

### Assessment for Junior Certificate

The format of the examination is a “listening and composition paper” to be sat in June while the practical exam is held in April.

### Careers with Music

Teaching – Primary and Secondary, Musician, Conductor, Composer, Dancer, Actor, Film/T.V. Work, Music Producer, Marketing/Sales Entertainment- groups, orchestra, bands etc.





# Choir practice

Tuesday @ 1 in Mr. Walshe's room



# Band practice

Monday @ 1 in Mr. Walshe's room



Bring your instrument or ask about the school instruments by Facebook



Bring your iPad



Junior Cert Music


IT HAS ALREADY CHOSEN YOU....

# SCIENCE



"I am neither clever nor especially gifted. I am only very, very curious."

-Albert Einstein



Agricultural science

Veterinary medicine

Engineering with  
architecture

Radiography

Food science

Fingal

Landscape  
architecture

Medicine



Midwifery

DUBLIN

Nursing (general and psychiatric)

Dublin City

Biomedical  
science

South Dublin

Dairy  
Business

Animal science

Forestry

Dun Laoghaire  
Rathdown

Human nutrition





Right place,  
right time?





"I believe science can change the world"

Mr.O'Connor

pleasure

# Why learn a language

scope

employability

opportunities

perspective

confidence

memories

freedom

tolerance friends

empathy enjoyment

influence awareness

empowerment

insight understanding

pride adaptability

advantages

# JUNIOR CERT. SPANISH WITH

## MS. NÍ DHONNCHA





## Spanish Junior Cert exam...

consists of three sections:

Listening Comprehension... 140 Marks (43.75%)

Reading Comprehension... 100 Marks (31.25%)

Written Expression... 80 Marks (25%)



## Topics that will be studied:

- Meeting and getting to know people;
- Sports, shopping and hobbies;
- Making plans for the weekend and holidays;
- Learning about staying in a Spanish speaking family's home;
- Talking about your own family and home;
- Talking about animals;
- Talking about the weather!
- Health;
- Travelling;
- School.

# Why learn Spanish?

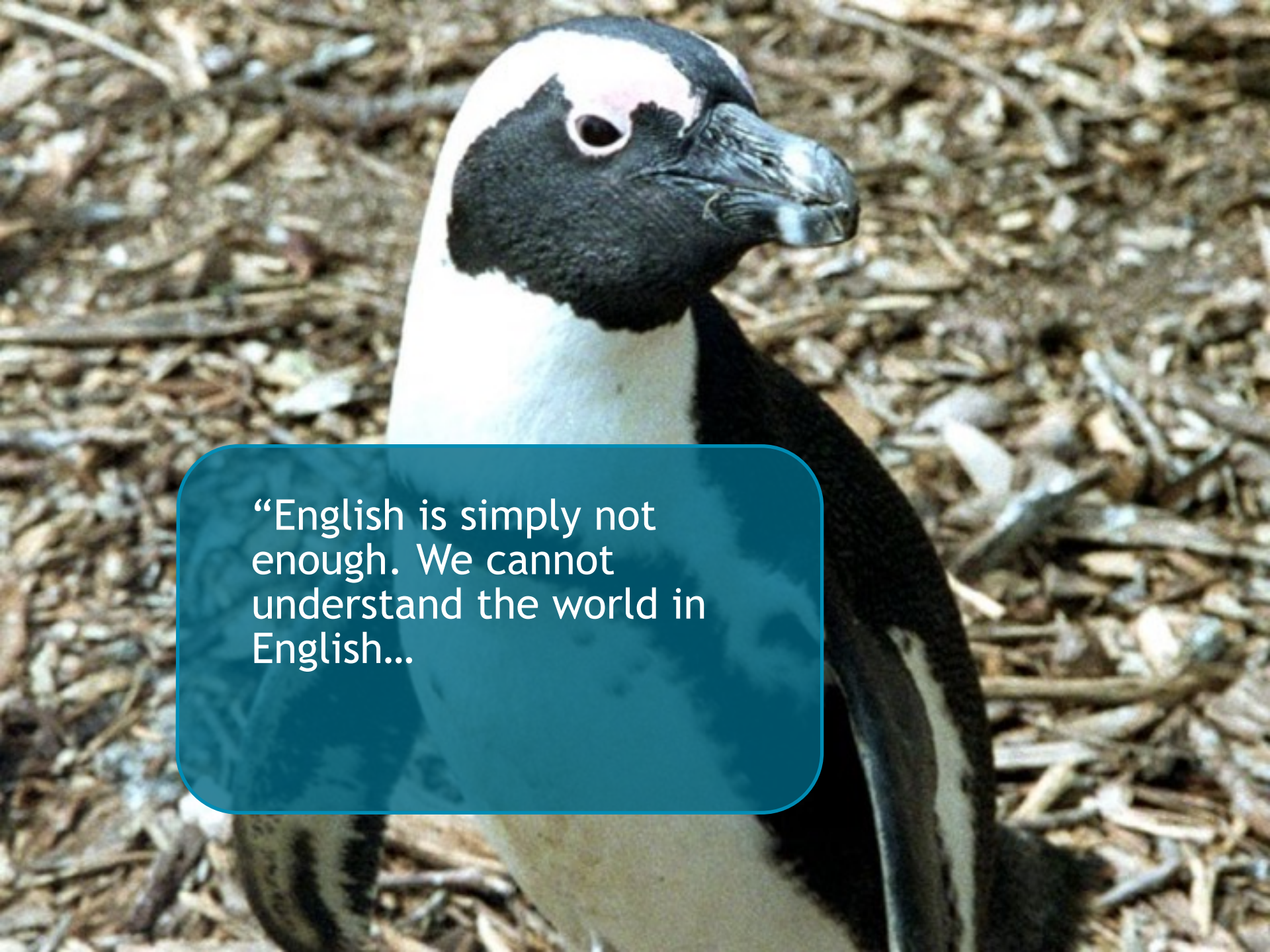


A close-up photograph of a person's hand with pink nail polish holding a large, textured, brown object, possibly a piece of wood or bark. The person is wearing a blue shirt. The background is slightly blurred, showing what appears to be a wooden structure or a table.

It's a multilingual world...

Did you know there are **6,912** known living languages in the world?



A close-up photograph of a penguin, likely a Macaroni penguin, with a distinctive white patch on its forehead. The penguin is looking towards the right of the frame. The background is a blurred ground covered in dry twigs and leaves.

“English is simply not enough. We cannot understand the world in English...”



...we need to be aware as never before of other languages and of the ways in which they identify and represent their cultures”

Footitt, October 2001

# No language for Leaving cert means no place in some universities

- Some Irish universities will **NOT** give a place to pupils without a **Leaving Cert** language.
- **BE CAREFUL!**



**NUI Galway;  
NUI Maynooth,  
UCD (Dublin)  
UCC (Cork)  
**EXCEPT** in some  
engineering,  
veterinary and nursing  
courses**

## Technical Graphics

Woodwork

# Which optional Subjects???

## Good reasons to choose a subject

- You enjoy it
- You're interested in it
- Useful for possible career
- You're good at it



# Who can help Students decide?

- **Parents** – they play a major role when it comes to Subject Choice. (ESRI 2011)
  - **Teachers** - they will discuss what their subject is like at Leaving Certificate Level.
  - **Past Pupils** - **ask** pupils who are already studying subjects at senior cycle what they think of them.
- N.B.** remember everyone has different opinions on subjects – if they say they like or dislike a subject, ask them why!

# On-Line Research

- [www.qualifax.ie](http://www.qualifax.ie)  
(Official IGC website – very up-to-date info)  
It gives information on which subjects are needed for what courses, as well as information on all college courses
- [www.careersportal.ie](http://www.careersportal.ie)  
(Subject information + personal assessments. Also gives information on jobs such as qualifications needed.)
- [www.careerdirections.ie](http://www.careerdirections.ie)  
(Gives information on jobs such as qualifications needed.  
Also has a careers matching section – you answer questions and it matches you with jobs that may be suitable)

All Colleges/Universities/etc. have their own web sites  
e.g. UCC.ie, CIT.ie, UL.ie, FAS.ie, etc.



# QUESTIONS